



KIMBERLEY QUEST



BEYOND ADVENTURE



What makes cruises on board the *Kimberley Quest II* different from other company's cruises?

- Over the years, we have created a dynamic and thriving business, primarily built around our knowledge of the Kimberley region.
- Our level of service is second to none.
- We take a maximum of 18 passengers with 6 crew, ensuring a personalised experience.
- This 3:1 ratio enables every passenger's needs to be met. Crew have time to mingle with guests and give them personalised service.
- Our cuisine is fresh, delicious and we cater to the highest standard.
- We have the most extensive reference library on board a Kimberley vessel.
- We are Advanced Eco Tourism certified.
- We support local small businesses.
- We are still exploring the Kimberley after more than 20 years.





ABOUT THE VESSEL – THE *KIMBERLEY QUEST II*

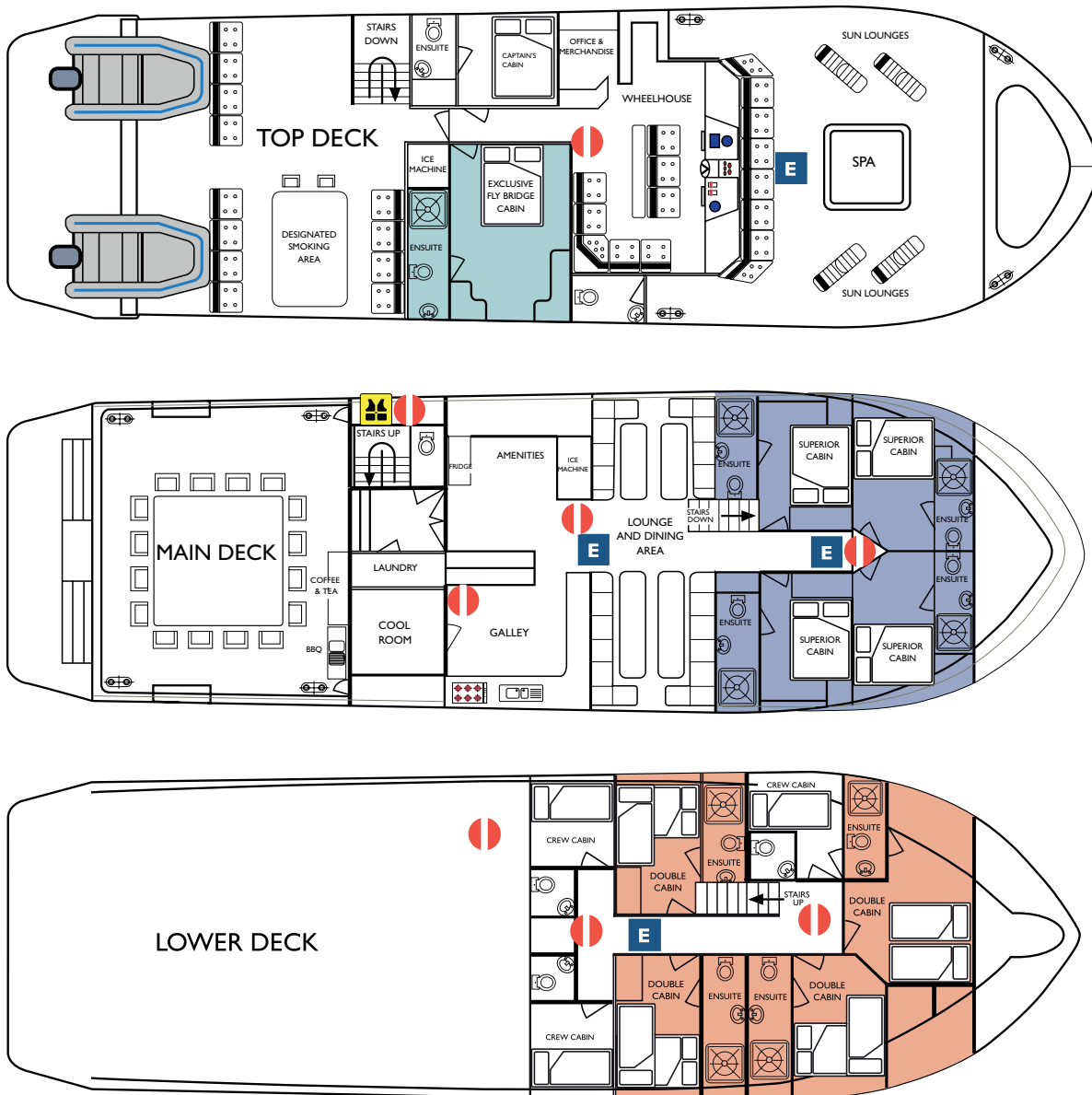
The *Kimberley Quest II* has been designed for relaxing and exploring the Kimberley coastline in comfort and style.

Our fully air-conditioned cruise expedition vessel, accommodating just 18 passengers with 6 crew, ensures your holiday of a lifetime can be enjoyed with fellow travellers in small intimate surroundings.

Onboard facilities include:

- Helipad;
- Spa located on the sundeck;
- Extensive library including a fantastic array of Kimberley reference books and general interest novels;
- Open wheelhouse allowing you to sit with the captain and learn more about the Kimberley outback;
- 9 guest cabins including double, superior and the exclusive flybridge;
- Three 5 metre tenders with 90HP outboards;
- Wide screen plasma TV and DVD unit;
- BOSE hi tech sound system throughout the vessel – indoors and out;
- Satellite phone, facsimile and internet;
- 24 hour tea and coffee facilities with espresso machine;
- Two ice machines;
- Three alfresco deck areas;
- Inside dining and lounge area;
- Desalination units capable of producing 6000L/day on average;
- Open galley;
- Complimentary laundry service (included);
- Unlimited Wifi is available for purchase.





All cabins feature:

- A large ensuite with shower, basin and toilet and hairdryer;
- Bathroom amenities including shampoo, conditioner and body wash;
- A small fridge;
- High quality linen;
- A large viewing window;
- Reading lights above bed;
- Split system air-conditioning unit;
- Wardrobe and shelf;
- Large dressing mirror;
- 240V power outlets in cabin and ensuite.



FLYBRIDGE CABIN

Our exclusive flybridge cabin is the only guest cabin on the top deck and features a queen size bed, well appointed private ensuite with hair dryer, individual air-conditioning and a personal mini-fridge. With a large window in the bedroom and a port hole in the ensuite you will never miss a moment of the magnificent Kimberley scenery.

Storage consists of a small closet with hanging facilities, cupboard and space underneath your bed.

Note: The queen size bed in this cabin is accessible from both sides.



SUPERIOR CABINS

Our superior cabins are located on the main deck and feature a queen-size bed, well appointed private ensuite with hair dryer, individual air conditioning, personal mini-fridges and large viewing windows.

A small closet with hanging facilities, cupboard and storage underneath your bed is also in your cabin.

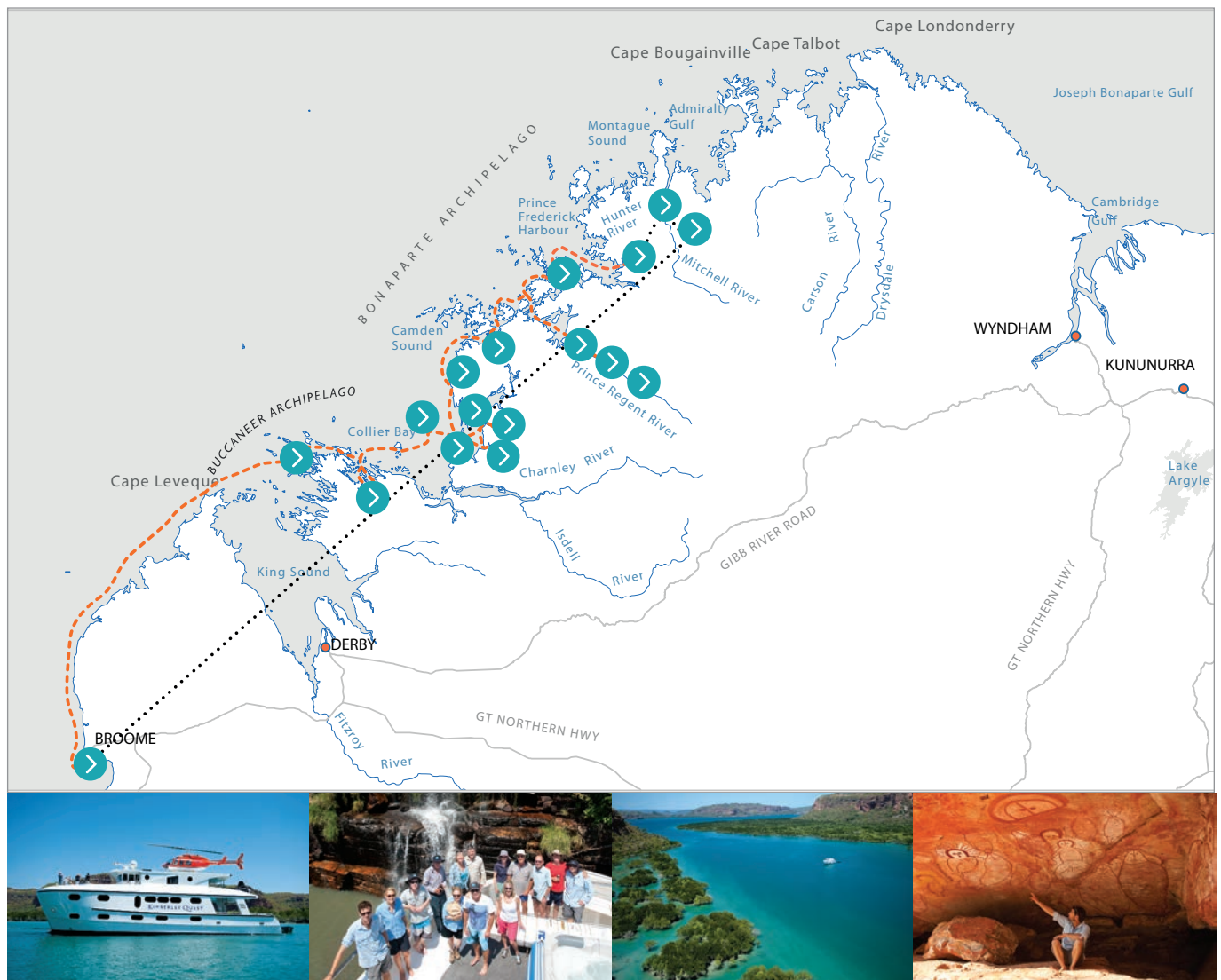


DOUBLE CABINS

The double cabins are located on the lower deck and feature a double size bed with an additional single bed above, well appointed private ensuite with hair dryer, individual air conditioning, personal mini-fridges and viewing windows. For guests who would like to stay in our double bed cabins and would prefer separate bedding, you can opt to use the additional single bed in your cabin or we have one cabin which can be arranged into twin single bed configuration subject to availability.

Storage consists of a small closet with hanging facilities, cupboard and space underneath your bed.





CRUISES - 8 DAY SOUTHERN QUEST

Passengers cruise through the southern half of the Kimberley - the most southern point being Broome and the most northern point being the Hunter River. This is our only cruise which visits the Hunter River, one of the Kimberley's most scenic waterways.

Icons visited include:

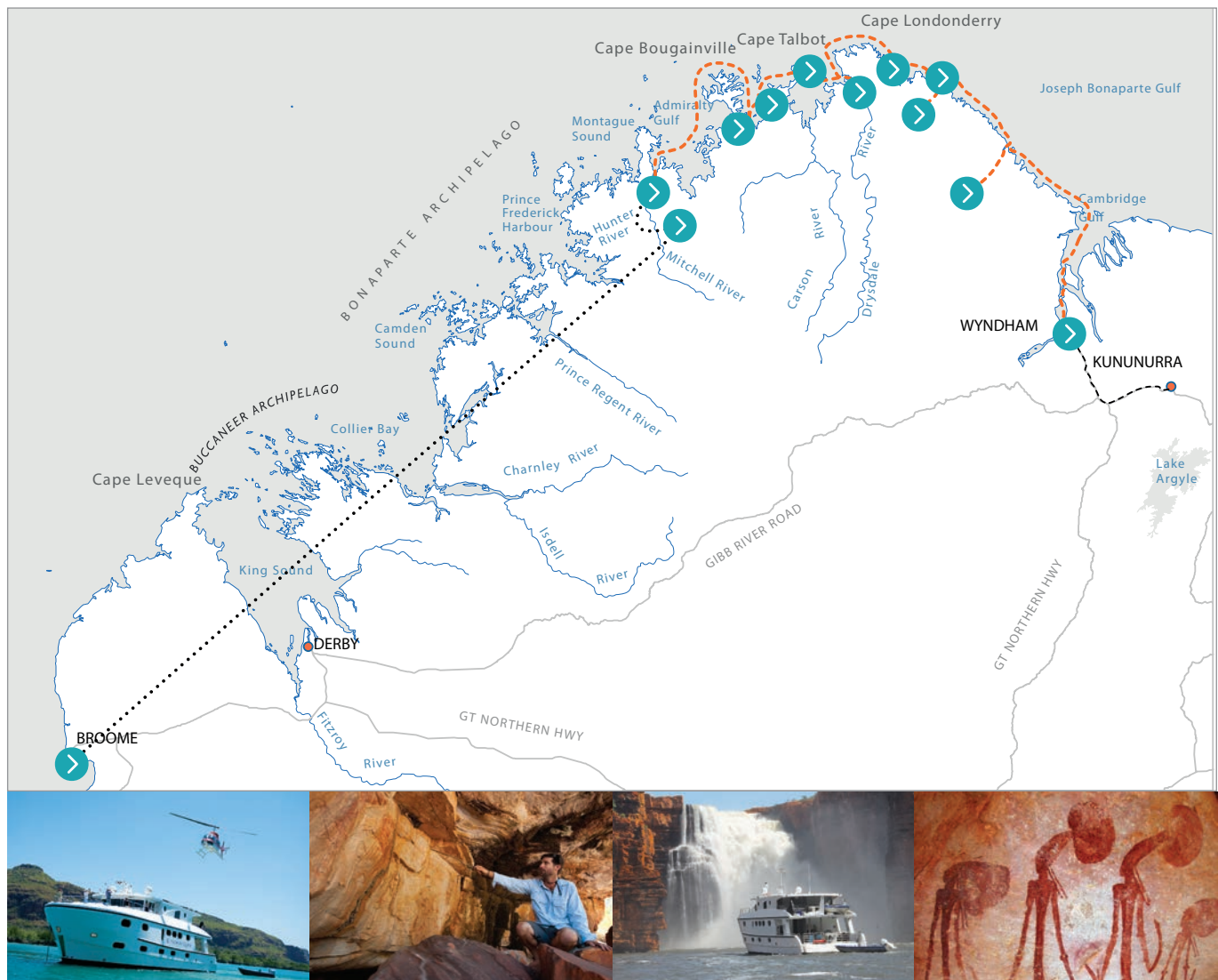
- Horizontal Waterfalls
- Raft Point
- Doubtful Bay
- Camden Harbour
- Prince Regent River
- Hunter River

- Montgomery Reef
- Sale River
- Kuri Bay
- King Cascade
- Careening Bay
- Mitchell Falls

Cruise Inclusions

Daily excursions (including history, rock art, fishing, scenery, bird and nature viewing, bushwalking, visiting swimming holes), meals, pre- and post- cruise transfers to/from airport or accommodation, scenic flight transfer via light aircraft and helicopter flight over the Mitchell Falls.





CRUISES - 8 DAY NORTHERN QUEST

Passengers cruise through the northern half of the Kimberley - the most southern point being the Mitchell River and the most northern point being Wyndham (transferred through to Kununurra). Passengers will fly one way over the Buccaneer Archipelago between Broome and the Mitchell Plateau.

Icons visited include:

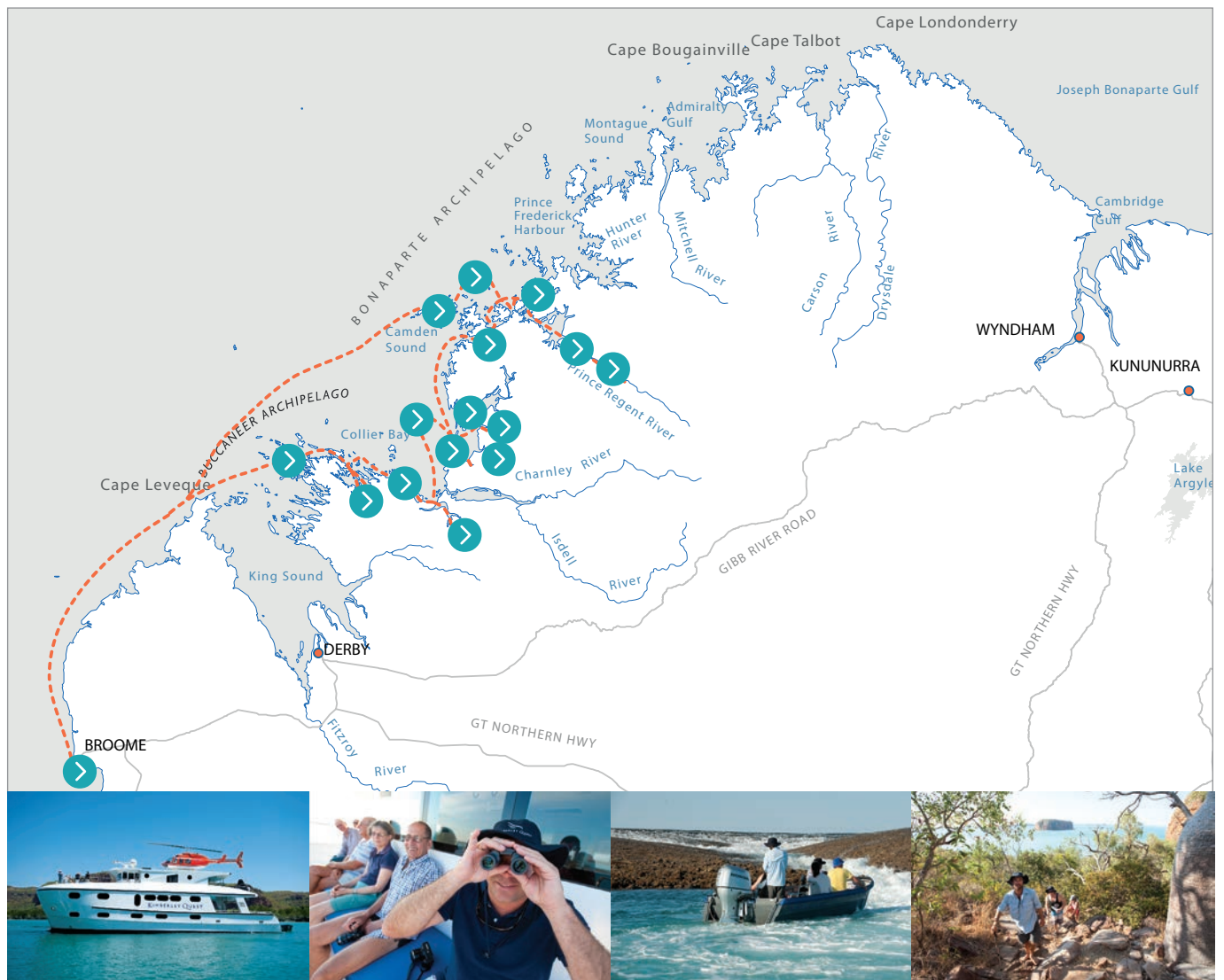
- Mitchell Falls
- Vansittart Bay
- Drysdale River

- King George Falls
- Cambridge Gulf
- Koolama Bay
- Berkeley River
- Bradshaw Rock Art

Cruise Inclusions

Daily excursions (including history, rock art, fishing, scenery, bird and nature viewing, bushwalking, visiting swimming holes), meals, pre- and post- cruise transfers to/from airport or accommodation, scenic flight transfer via light aircraft and helicopter flight over the Mitchell Falls.





CRUISES - 10 DAY ADVENTURE QUEST

Passengers enjoy a 10 day cruise departing from and returning to Broome exploring the extensive southern Kimberley. It allows passengers to take in breathtaking scenery and a deep understanding of the land's history while visiting many unknown sights rarely visited islands, inlets and 'secret spots'.

Icons visited include:

- Buccaneer Archipelago
- Horizontal Waterfalls
- Montgomery Reef
- Raft Point
- Sale River

- Doubtful Bay
- Kuri Bay
- Camden Harbour
- King Cascade
- Prince Regent River
- Careening Bay
- Hunter River
- Mitchell Falls
- Cruise Inclusions

Daily excursions (including, history, rock art, fishing, scenery, bird & nature viewing, bush walking, visiting swimming holes), meals, transfers and pre and post cruise transfers.

